

# Remote-learning



Year Group: Year 1	WEEK BEGINNING: 03.01.22
--------------------	--------------------------

This is an overview of the main areas of learning in Year 1 for this week which will link to the learning going on in school. Please use these as the main activities for remote-learning if your child is unable to attend school during this week.


### Maths – Addition and Subtraction

This week we are recapping our work on place value for this term. Look below for the lessons for this week. **Complete one lesson per day.**

**Lesson 1:** [Add by counting on](#)  
**Lesson 2:** [Subtraction by counting back](#)  
**Lesson 3:** [Related Facts](#)

**Challenge:**  
Complete the 2Do's on addition and subtraction set on PurpleMash.

**Maths Fluency:**  
Practise your counting in 1's, 2's to 20 both forwards and backwards. Time yourself doing it and then challenge yourself to beat your time.




### Irresistible Learning - David Attenborough

This week we are looking at a famous explorer called David Attenborough. Have you ever heard of him before? Do you know what he is famous for? Watch the following [video](#) to give you a clue.

**Task 1:** Can you find out 5 facts about David Attenborough and draw a picture of him? David Attenborough likes exploring. Have a think about what you think he might need when he goes travelling. If you were going exploring what would you need?

**Task 2:** Draw all the items you would need to take with you if you were going on an adventure. Once you have drawn them you can label your items.





### English

**Lesson 1** – Design your own alien by drawing or painting a picture, then think of a name for your alien.  
**Lesson 2** – Write 3 sentences including adjectives to describe your alien e.g. My alien has four long legs and a green body.  
**Lesson 3** – What do you think your alien could have done over the school holiday? Write 3 sentences about what you think the alien could have done whilst you were on holiday.

**Phonics:**  
Recap your Phase 3 sounds by watching this [video](#).  
This week we are recapping our Phase 3 sounds as well as focusing on reading and spelling a range of words. Follow the links on each day to practise your phonics for this week – [Monday](#), [Tuesday](#), [Wednesday](#), [Thursday](#) and [Friday](#).  
This week the tricky words are: **oh** and **Mrs**. Practise saying the words and writing them. You could make some flashcards to help you.

**Reading:**  
When reading a book see if you can think about the following questions:  
Can you think of another similar story?  
How is \_\_\_\_\_ like a character you already know?



### Wellbeing – The New Year

We are now in 2022! Often in the New Year people come up with New Year's Resolutions, this is when you think about what you would like to do in the next year. Have a think about what you would like to do in 2022 and complete the following sentence:

In 2022 I would like to .....

