




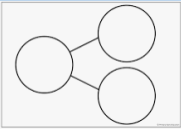

Year Group: Reception	WEEK BEGINNING: 4/4/2022
-----------------------	--------------------------

This is an overview of the main areas of learning in Reception for this week which will link to the learning going on in school. Please use these as the main activities for remote learning if your child is unable to attend school during this week. Please send us any photos of the activities you do through "Evidence Me"


Number, shape & measures:
Number of the week: 10. Watch [this video](#) about the number of the week. Can you think of any number bonds to 10? Can you record them down on paper? You might even record using the part, part, whole method.



Shapes of the week: Look around your house- what 3D shapes can you see? Remember a 3D shape is solid. It has faces and vertices.

Activity: Can you use the shapes that you find in your house to make a pattern? You might make a pattern with the type of shape it is or even by colour.




Communication, language & literacy

Word of the Week: Blossom

Phonics
Lesson 1: [Longer words](#)
Lesson 2: [Longer words](#)
Lesson 3: Tricky words- and, go, no, of
 Revisit the tricky words and practise reading them. Can you spot them in other books?


Reading: *Read these sentences. Can you spot the digraphs? (Remember 2 letters, 1 sound)*
The pink chair is bigger than the red chair.
He had muffins for dinner.
The timid moth sits on my laptop.
We feed the chicken and rabbit supper.

Writing:
 Here are some words- **better, buzzer, dinner, butter, rubbish, pattern, comic**
 Encourage your child to write these words by using their segmenting fingers to identify how many sounds are in the word. This will then help them to write the sounds they need to build the word.




The World/topic Irresistible Learning Topic: Spring

Activity 1: Listen to the story '[The Rhyming Rabbit](#)'. What do you know about spring? Can you tell your grown up? Look out your window- how can you tell it is spring time? Log on to [Espresso](#) and search 'Spring'. Look at the videos and pictures to learn more about Spring.



Activity 2: Our word of the week this week is 'blossom'. Can you draw a tree with blossom on? You might use chalk or even paint to decorate your tree.



Wellbeing- British Values

These are the **British Values**. See if you can discuss with your child what respect means and how we can show respect to each other and the World around us.



*Espresso Login- Student30261 Password- penguin